

2020-21 Texas Academic Performance Report (TAPR)

District Name: HURST-EULESS-BEDFORD ISD

Campus Name: HARWOOD J H

Campus Number: 220916045

2021 Accountability Rating: Not Rated: Declared State of Disaster

This page is intentionally blank.



Texas Education Agency
2020-21 STAAR Performance (TAPR)
HARWOOD J H (220916045) - HURST-EULESS-BEDFORD ISD - TARRANT COUNTY

Due to the cancellation of spring 2020 STAAR, 2021 and 2019 STAAR data are shown.


School						
--------	--	--	--	--	--	--

Education Agency
 Progress (TAPR)
 HARWOOD J H (2209) - WEST-EULESS-BEDFORD ISD - TARRANT COUNTY

Due to the unavailability of 2020 STAAR, 2019 and 2018 progress data are shown.

	School Year	State	Twoor	Special	Special	Continu-	Non-	Econ	EE
			Twoor	Special	Special	ously	Continu-	Disadv	(Curr
			Twoor	Special	Special	Enrolled	ously		&
			Twoor	Special	Special	Enrolled	Enrolled		Monitored)
Grade 7 ELA/Reading	2019	71				84	73	80	76
	2018	70							

2018*



Texas Education Agency
 2020-21 Bilingual Education/English as a Second Language (Current EB Students/EL) (TAPR)
 HARWOOD J H (220916045) - HURST-EULESS-BEDFORD ISD - TARRANT COUNTY

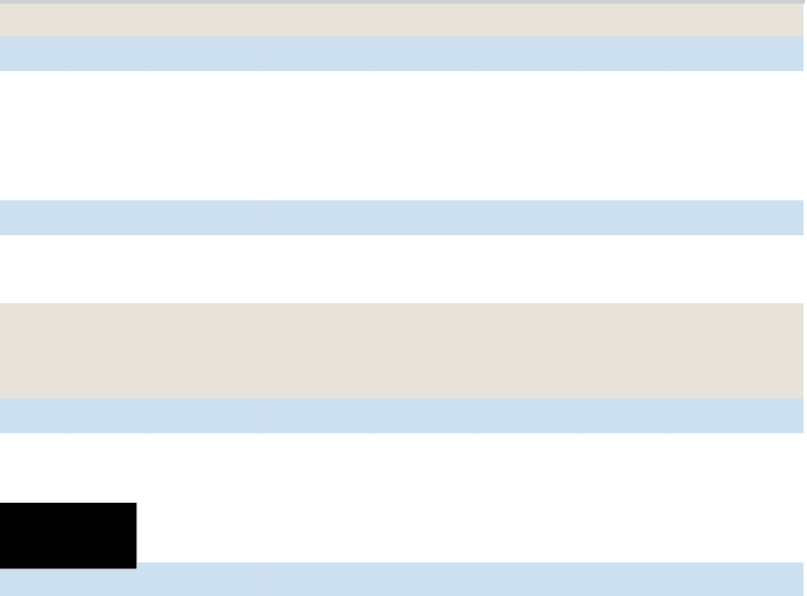

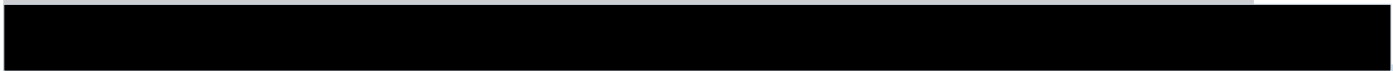

Due to the cancellation of spring 2020 STAAR, 2021 and 2019 STAAR data are shown.

	School Year	State	District	Campus	Total Bilingual Education	BE-Trans Early Exit	BE-Trans Late Exit	BE-Dual Two-Way	BE-Dual One-Way	ALP Bilingual (Exception)	Total ESL	ESL Content-Based	ESL Pull-Out	ALP ESL (Waiver)	EB/EL with Parental Denial	Never EB/EL	Total EB/EL (Current)	Monitored & Former EB/EL
At Approaches Grade Level or Above	2021	73%	81%	66%	-	-	-	-	-	-	38%	-	38%	-	*	66%	41%	88%
	2019	81%	90%	90%	-	-	-	-	-	-	77%	-	77%	-	-	-	77%	-
At Meets Grade Level or Above	2021	49%	58%	25%	-	-	-	-	-	-	10%	-	10%	-	*	27%	9%	24%
	2019	55%	69%	62%	-	-	-	-	-	-	23%	-	23%	-	-	-	23%	-
At Masters Grade Level	2021	29%	37%	11%	-	-	-	-	-	-	0%	-	0%	-	*	11%	0%	16%
	2019	33%	47%	36%	-	-	-	-	-	-	15%	-	15%	-	-	-	15%	-

* Indicates results are masked due to small numbers to protect student confidentiality.

- Indicates there are no students in the group.

Blank cell indicates there are no data available in the group.



Texas Education Agency
2020-21 Attendance, Graduation, and Dropout Rates (TAPR)
HARWOOD J H (220916045) - HURST-EULESS-BEDFORD ISD - TARRANT COUNTY

	State	District	Campus	African American					

Texas Education Agency
 2020-21 Graduation Profile (TAPR)
 HARWOOD J H (220916045) - HURST-EULESS-BEDFORD ISD - TARRANT COUNTY

	Campus Count	Campus Percent	District Count	State Count
Graduates(2019-20 Annual Graduates)				
Total Graduates	-	-	1,595	360,220
By Ethnicity:				
African American	-	-	305	44,729
Hispanic	-	-	465	184,060
White	-	-	558	105,215
American Indian	-	-	6	1,226
Asian	-	-	150	17,126
Pacific Islander	-	-	37	557
Two or More Races	-	-	74	7,307
By Graduation Type:				
Minimum H.S. Program	-	-	0	1,512
Recommended H.S. Program/Distinguished Achievement Program	-	-	0	952
Foundation H.S. Program (No Endorsement)	-	-	173	49,535
Foundation H.S. Program (Endorsement)	-	-	7	15,689
Foundation H.S. Program (DLA)	-	-	1,415	292,532
Special Education Graduates				
Special Education Graduates	-	-	105	29,018
Economically Disadvantaged Graduates				
Economically Disadvantaged Graduates	-	-	729	187,187
Emergent Bilingual (EB)/English Learner (EL) Graduates				
Emergent Bilingual (EB)/English Learner (EL) Graduates	-	-	92	29,639
At-Risk Graduates				
At-Risk Graduates	-	-	567	148,836


There is no data for this campus.

WARRANT COUNTY

Pacific Islander	Two or More Races	Special Ed	Econ Disadv	EB/EL
*	33.3%	2.9%	17.4%	0.0%
20.0%	20.0%	0.0%	12.2%	0.0%

Texas Education Agency
 2020-21 Student Information (TAPR)
 HARWOOD J H (220916045) - HURST-EULESS-BEDFORD ISD - TARRANT COUNTY

Student Information	Membership				Enrollment			
	Campus		District	State	Campus		District	State
	Count	Percent			Count	Percent		
		0.0%	22,884	5,359,040	1,074	100.0%	22,962	5,371,586
Early Childhood Education	0	0.0%	0.4%	0.3%	0	0.0%	0.7%	0.4%
Pre-Kindergarten	0	0.0%	2.4%	3.7%	0	0.0%	2.4%	3.7%
Kindergarten	0	0.0%	7.1%	6.7%	0	0.0%	7.1%	6.7%
Grade 1	0	0.0%	7.3%					



Texas Education Agency
2020-21 Staff Information (TAPR)
HARWOOD J H (220916045) - HURST-EULESS-BEDFORD ISD - TARRANT COUNTY

- Indicates there are no students in the group.
- * Indicates results are masked due to small numbers to protect student confidentiality.
- ** When only one student disability or assessment group is masked, then the second smallest student disability or assessment group is masked regardless of size.
- n/a Indicates data reporting is not applicable for this group.
- ? Indicates that the data for this item were statistically improbable or were reported outside a reasonable range.

Link to: [PEIMS Financial Standard Reports 2019-20 Financial Actual Report](#)
(To open link in a new window, press the "Ctrl" key and click on the link.)